

# Adding One-off records - using the website

One-off records are observations or catches you wish to add to your project without associating them with an installation.

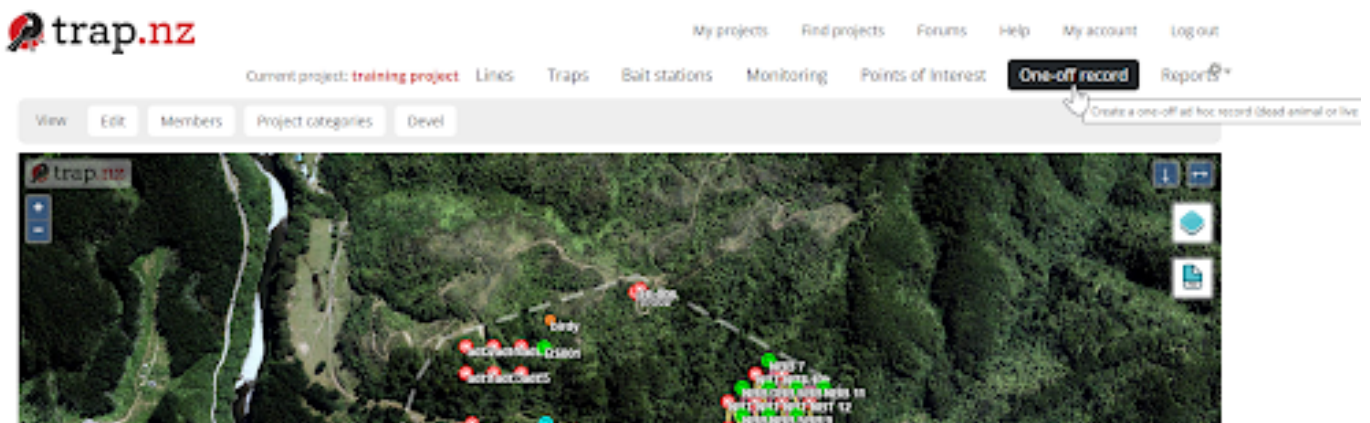
trap.nz has two ways to add one-off records. You can use either the mobile phone trap.nz app or the trap.nz website.

For instructions on how to add one-off records with the mobile phone trap.nz app, click this link

<https://help.trap.nz/books/trapnz-comprehensive-user-guide/page/adding-one-off-records-phone-app>

These are the instructions for adding records via the website.

Open the project you want to add records to and click on the one-off record



*This will open the option to add one-off pest control or one-off observations.*


 
**Means of control \***  

**Count \***  

**Species \***  

**Sex**  

**Maturity**  

**Recorded by**  

**Notes**  


Complete the required fields and select the location using the tool at the bottom of the map. The following fields are available:

**Date:** This can be adjusted if you are adding a historical record.

**Means of Control:** Specify the method used to control the animals:

Shooting

Roadkill

Predation: Animals caught by a cat, dog, or another predator.

Unknown: If the cause of death is unclear.

Toxin: If the animal's death resulted from exposure to a toxin.

Other: Any method not listed above.

**Count:** Indicate how many animals were culled.

**Species:** Select from the available list.

**Sex:** Provide the gender of the animal, if known. This field is not applicable for multiple animals.


**Maturity:** Specify whether the animal was juvenile or adult.

**Recorded by:** Enter the name of the individual who recorded the data.

**Notes:** Any additional relevant information you wish to include.

Once completed, please select the location. You may also attach any images related to the record.

---



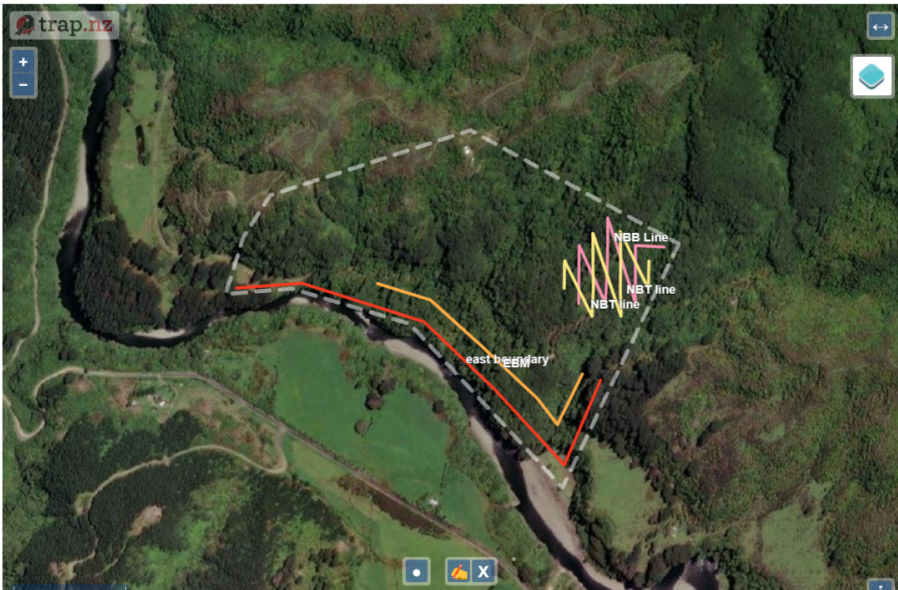
[My projects](#) [Find projects](#) [Forums](#) [Help](#) [My account](#) [Log out](#)

Current project: **training project** [Lines](#) [Traps](#) [Bait stations](#) [Monitoring](#) [Points of Interest](#) [One-off record](#) [Reports](#)

[One-off observation](#) [One-off pest control](#)

## One-off observation

Location \*



trap.nz

300m

Date \*

2025-02-12 11:52

Species \*

Bat

None

Lizard

Unspecified

Recorded by

Notes

Complete the required fields and select the location using the tool at the bottom of the map. The following fields are available:

**Date:** This can be adjusted if you are adding a historical record.

**Species:** Select from the available list.

**Recorded by:** Enter the name of the individual who recorded the observation.

**Notes:** Any additional relevant information you wish to include.

**Don't forget to save your records.**

---

Revision #1  
Created 11 February 2025 22:46:36 by Lenore Winterburn  
Updated 11 February 2025 23:01:38 by Lenore Winterburn