

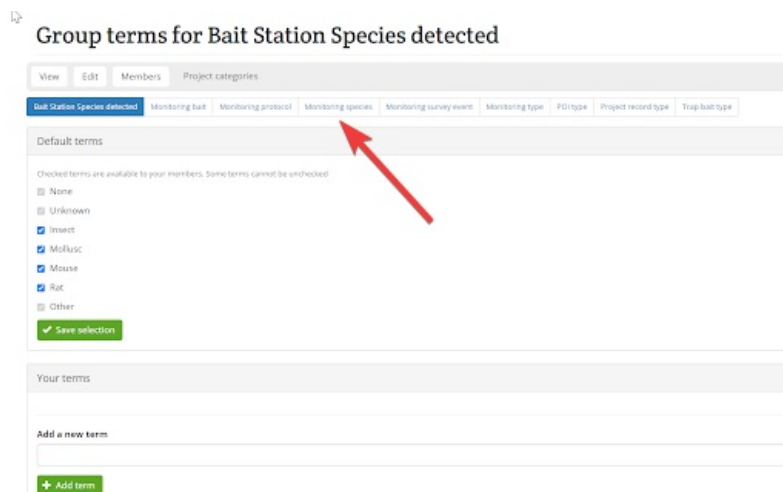
Adding your terms into Project categories

This helps with projects that need terms that are not offered under the default terms on trap.NZ

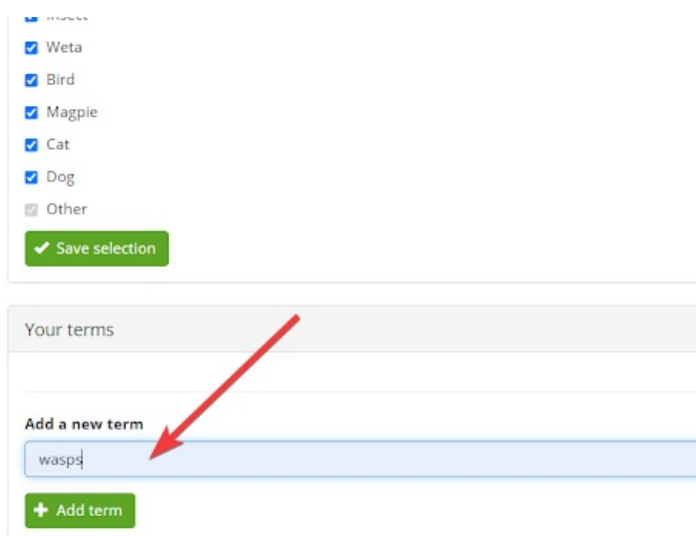
1 On your [project home page](#) on the trap.NZ website select Project categories



2 This will open up a default terms page




3 You can now add your term needed. Write the term you would like to be added in the Add a new term section



4 Save your selection

☐ Insect
☐ Weta
☐ Bird
☐ Magpie
☐ Cat
☐ Dog
☒ Other




Your terms

☐ wasps

Reassign terms to

- Don't Reassign -



5 The term will now show on both your trap.NZ website and trap.nz App

Ferret

☐

Hedgehog

☐

Lizard

☐

Magpie

☐

Mouse

☐

Other

☐

Possum

☐

Rabbit

☐

Rat

☐

Stoat

☐

Unspecified

☐

wasps

☒

Done

SAVE

CLOSE

This can also work for other categories

View

Edit

Members

Project categories

Bait Station

Species detected

Monitoring bait

Monitoring protocol

Monitoring species

Monitoring survey event

Monitoring type


POI type

Project rec

Default terms

Checked terms are available to your members. Some terms cannot be unchecked

☐ Hazard
☒ Important vegetation
☒ Signage



Your terms

☐ stream

<https://youtu.be/Zv90Q7fPGVE>

Revision #3

★Created 28 July 2022 01:14:23 by Lenore Winterburn

✎ Updated 26 February 2023 20:58:11 by Lenore Winterburn