

# Camera trap recording and reporting including AI

Projects using motion-triggered cameras ('camera traps') can use the Trap.NZ's camera trap functions to load and tag images, optionally using image recognition software (AI, artificial intelligence) for assist in detecting species.


In order to load and tag images, you will need to create a [monitoring station](#) with a type "Camera" for each of your camera traps. A Camera station will have a button to allow the uploading of images.

The new AI identification option allows members to upload and tag captured images to your trap.nz project easily.

1. Select the camera on your trap.nz project you are wanting to add images to.
2. Open the installation and select **upload images**

mon004

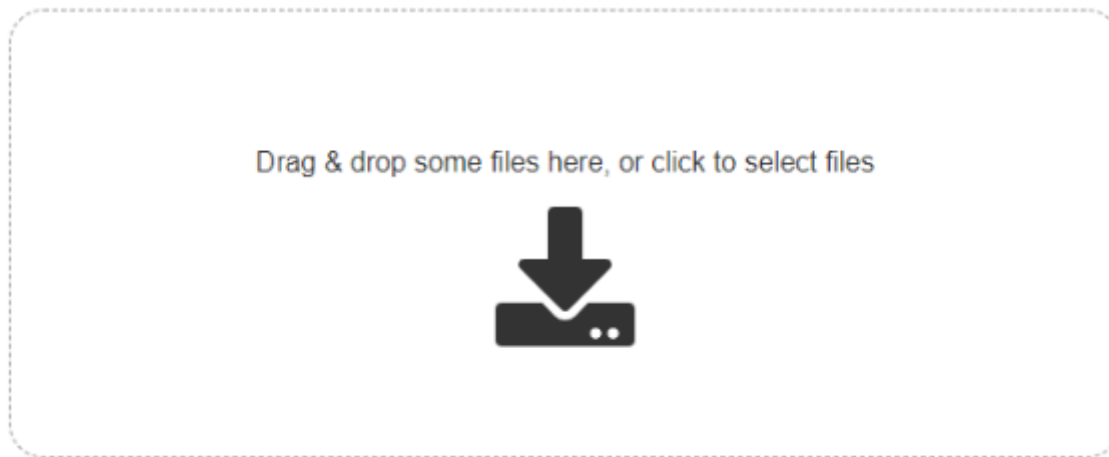
View Edit



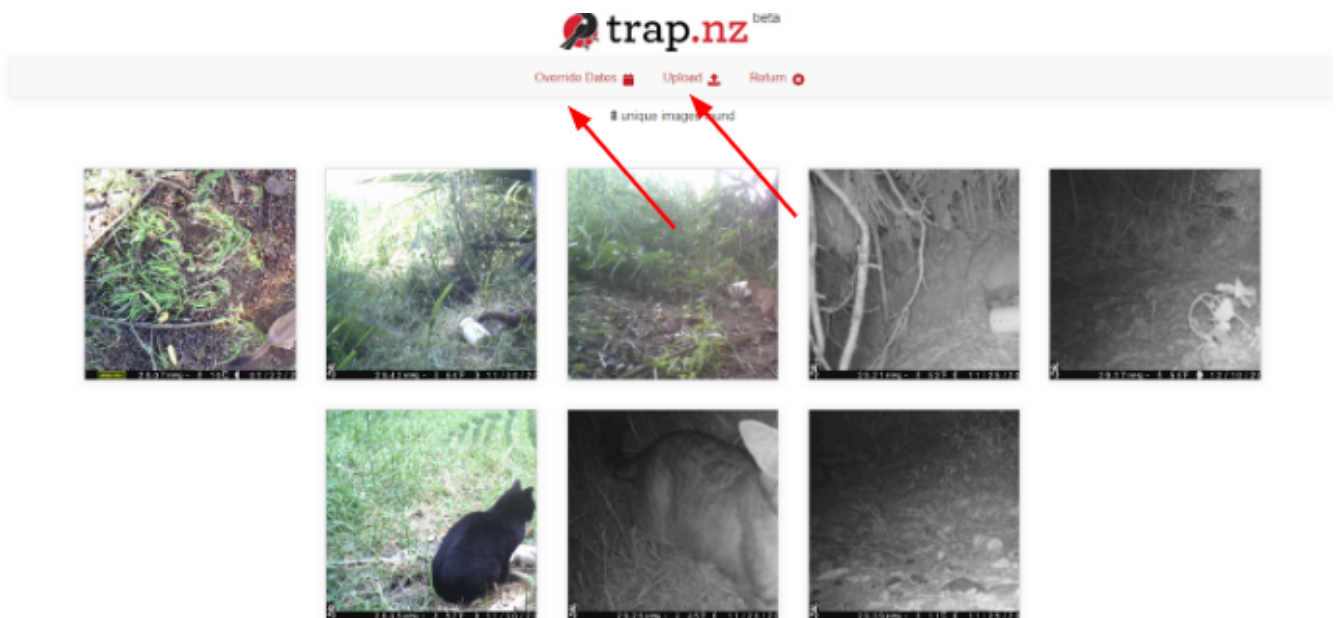
Line: track  
Monitoring type: Camera  
Date installed:  
Tuesday, August 2, 2022  
Lat: -40.835828380882  
Lon: 175.219802648070

[Upload Images](#)

3. You will be prompted to drag and drop your files into the trap.nz page



4. Your images will display ready for uploading. If the date/time shown is incorrect you can alter these settings here



Note: the programme will detect any duplicate images ensuring you don't accidentally load them twice



5. The images have all loaded successfully when the 100% appears in the bottom left corner



6. You can now choose to match with the AI and select return, be patient as this can take some time depending on the quantity being processed



Match with AI  Return 


**Your images are being processed by our AI!**

Feel welcome to close this page, your image records on Trap.nz will be updated automatically when the results are in!

This process may take a long time

6. If you choose to match it with the Artificial intelligence software, the chip icon appears when it has matched.









You can exit the page while it is being processed without fear of losing your records or having to start again.



7. You will be redirected to the camera installation page, the records are displayed under the map, and you can now tag/ review species in the image set.

Camera images

Tag species in this image set

Date	Reviewed	Species detected	Images
19 Sep 2022 - 11:15	No	Cat	 <a href="#">edit</a> <a href="#">delete</a>
19 Sep 2022 - 11:15	No	Cat	 <a href="#">edit</a> <a href="#">delete</a>
19 Sep 2022 - 11:15	No	Cat	 <a href="#">edit</a> <a href="#">delete</a>
19 Sep 2022 - 11:15	No	Stoat	 <a href="#">edit</a> <a href="#">delete</a>
19 Sep 2022 - 11:15	No	Stoat	 <a href="#">edit</a> <a href="#">delete</a>
19 Sep 2022 - 11:15	No	Stoat	 <a href="#">edit</a> <a href="#">delete</a>
19 Sep 2022 - 11:15	No	Ferret	 <a href="#">edit</a> <a href="#">delete</a>
19 Sep 2022 - 11:15	No	Hedgehog	 <a href="#">edit</a> <a href="#">delete</a>

8. You can either use the mouse or the keyboard arrow keys to navigate the images. This allows you to easily edit the results

Sometimes the AI gets it right



September 19, 2022 11:15 AM


Hedgehog x

☐ Reviewed

29.21 InHg - 52 F 11/25/2016 03:35AM CAMERA63

7 of 12

Sometimes the AI gets it wrong, you can edit the details by selecting the correct species



September 19, 2022 1

Bird x

☐ Reviewed

4 of 7


9. To run reports from the Camera images, select the monitoring tab, manage records, [manage camera images](#), and select the filters you would like to use

Current project: **Waihoanga demo**   Lines   Traps   Bait stations   Monitoring   Points of Interest   Reports


**End date**

Operations

Tag species in this image set

<input type="checkbox"/> Camera	Date ▼	Reviewed	Confidence	Species detected	
<input type="checkbox"/> mon cam	19 Sep 2022 - 12:00	No	100%	Stoat	 <input type="button" value="edit"/> <input type="button" value="delete"/>

Reports can be exported using csv found at the bottom of the report page

<input type="checkbox"/> mon004	19 Sep 2022 - 10:45	Yes	89%	Cat	 <input type="button" value="edit"/> <input type="button" value="delete"/>
---------------------------------	---------------------	-----	-----	-----	--

Please note: the Camera AI has been updated to identify a larger number of species. These now include:

- Bird
- Cat
- Deer
- Dog
- Ferret
- Goat
- Hedgehog
- Kiwi
- Lagomorph (rabbits and hares)
- Livestock
- Pig
- Possum
- Rodent (rats and mice)

Stoat  
Wallaby

To add the new species to the monitoring of your trap.nz project go to the [project categories](#)

---

Revision #6

Created 19 September 2022 02:46:18 by Lenore Winterburn

Updated 29 March 2023 04:24:26 by Daniel Bar-Even