

Using a QR code to service your installation

Enable QR in your project.

Administrators must enable this feature if you want to use QR features in your project.

What phone model cameras are compatible with QR?

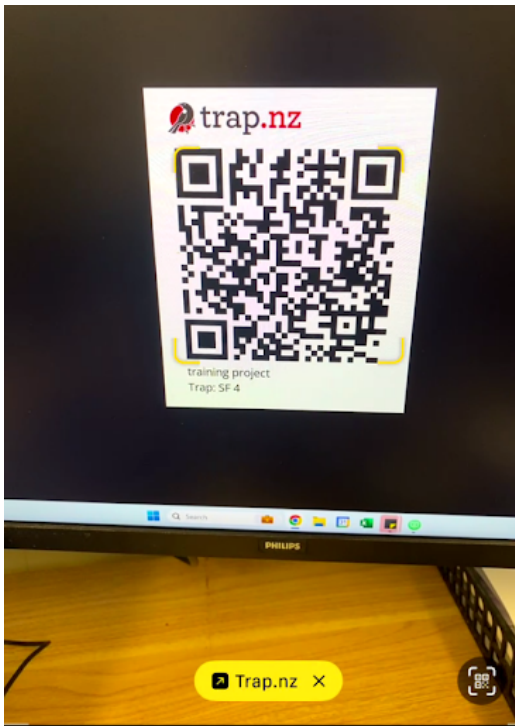
Technically, all phone cameras are compatible with QR codes. However, some older phones may require an app for you to scan them. If your camera does not recognise a QR code, install a free QR reader from your app store.

The trap will have a QR code fixed to it.



Open your camera and point it at the QR code.

This will give you a trap.nz tab (see bottom of the screen). Tap this tab



If you are a project member and have been assigned the installation. It will open the add catches form for the installation so you can add records.

SF 4

DOC 200

No records

16/12/2024 10:36

Species Caught

None

Arrival status

Still set, bait bad

Departure status

OK

Re-lured

☐

Lure notes

Notes

Installation details

Camera

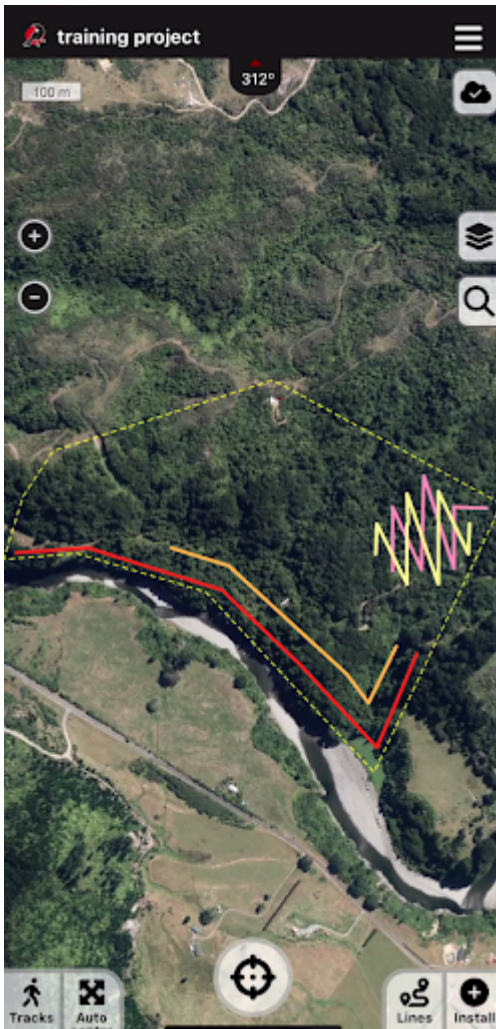
Gallery

SAVE

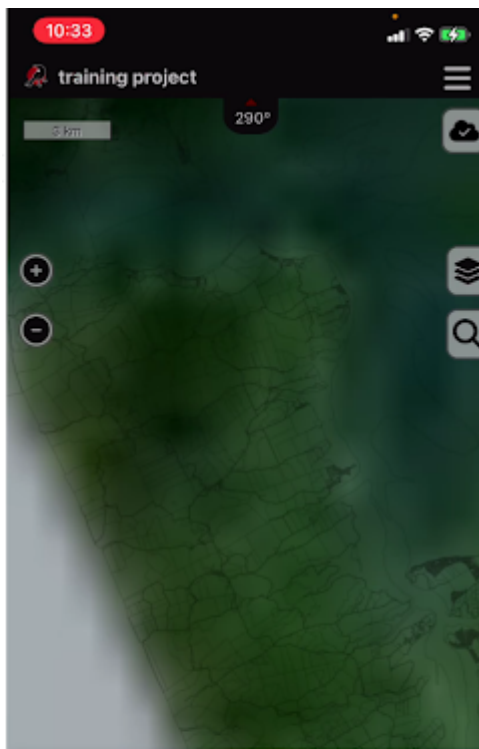
Press & hold

CLOSE

If you are a project member but haven't been assigned the installation. You will be directed to the project but it will not open the add catches form.



If the project is private, and you are not a member, you will see the following screen.



Sorry... 😞

This QR or NFC is not registered, or belongs to a private project.

You might find this project on our Find Projects page.

If you are not in the project you will see the following screen.



Demo Project

Not a member yet?

Visit the project to request access, or
login with a member account

Cancel

Request Access

Revision #2

Created 15 December 2024 22:27:53 by Lenore Winterburn

Updated 18 December 2024 00:17:19 by Lenore Winterburn